





STYLE GUIDE

LOGO PACKAGE

S U P R A  H U M A N




CLEARSPACE

Keep the area around the logo relatively clear
Minimum clear space: $\frac{1}{2}$ of the logo's height
No other logos, type, or other graphic elements should infringe on its space

SIZING

Scale and proportion are determined by the available space, aesthetics, function, and visibility.
Elements of the Lockup are fixed and must not be re-proportioned, redrawn, or modified.



CLEARSPACE

Keep the area around the logo relatively clear

Minimum clear space: 1/3 of the logo's width

No other logos, type, or other graphic elements should infringe on its space

SIZING

Scale and proportion are determined by the available space, aesthetics, function, and visibility.

There is no maximum size for the Supra Human logo.

SUPRA  HUMAN



SUPRA  HUMAN



TYPOGRAPHY

TITLE

GRAVESEND SANS
LITE | MEDIUM | **BOLD**

Body

OPTIMA
Regular | **Bold**

COLOR PALETTE

#181A1C

#FFFFFF

#384042

#22CCEE

#FAFCFC

#F9FAFB

S U P R A  H U M A N